






**Whole LAA Summary Report
End Quarter 3 – December 2008**

Key to Symbols in the Reports

	Performance on target
	Performance is below target (between -0.01% and -5%)
	Performance is well below target (worse than -5%)
	No data provided for this period
	No target for this period

Performance report attached.

Set out below is a summary of Block Lead commentaries on Q3 performance, taken from Block reports:

Healthy Communities and Older People Block Summary – Jane O’Grady & Rita Lally

Good Performance to highlight:

Healthier Communities

Mortality from Cardiovascular disease in the under 75’s - Eight practices, who serve populations in the most disadvantaged 20% in Bucks, are in the process of introducing vascular screening for 50 – 60 year olds and should be fully operational by March 2009. Cardiovascular disease is the greatest contributor to the gap in mortality between the most and least deprived populations in Bucks

Older People

- The following indicators are on target for Qtr 3: NI 131.
- The following indicators are above target for Qtr 3: NI 136, LI 001, and LI 002.
- The following Indicators are above target for Qtr 3 and have exceeded the year end target: LI 003, LI 004 (data for this indicator is collected on a 6 monthly basis).

Areas of Concern/Issues:

Healthier Communities

Achieving the desired number of smoking quitters remains a challenge. A request has been sent to partner organisations for any opportunities to link smoking cessation to other activities and promotional events they are involved with. A number of partners have responded

Older People

NI 134 – data is unavailable. It has been agreed that this target will be reported annually. Rates indicate, on track to achieve year end target however a high incidence in Nova Virus, flu and extreme cold weather conditions may affect the on track projection.

LI 002 – Although this indicator appears to be performing above target, the number of carers receiving support from a carers centre in Wycombe is lower than the projected target. (Target 2360, Actual 2120)

A rise in fees (LI 001) and the implementation of pathfinder (LI 003) still pose a high risk on performance.

Planned Actions to highlight:

Healthier Communities

It is recognised that for a number of people who are identified as at high risk of having a cardiovascular event in the next 10 years, they will have more immediate social and financial problems that make it difficult for them to prioritise their health. Discussions will be undertaken with partners to look at initiatives that can address these wider issues so people can be signposted to this support and by addressing these issues help them be more motivated to access the lifestyle support that will be available to them.

Older People

LI 002 – To overcome low uptake rates in Wycombe, Carers Bucks are organising information days and talks to other groups to raise awareness.

LI 004 – Other potential sources of funding and ways of increasing provision within existing services is being sought due to the related risk of no funding being available from the OPPB.

LI 002 – Holding an official launch, it is anticipated there will be a greater response for a new contract holder to run an emergency respite scheme.

Children and Young People Block Summary – Chris Munday & Sue Imbriano

Good Performance to highlight:

Buckinghamshire County Council and Buckinghamshire Primary Care Trust has completed the tendering exercise for Tier 2 and 3 Child and Adolescent Mental Health Services. The successful provider is Oxfordshire and Buckinghamshire Mental Health Trust. This activity will ensure enhanced performance in the LAA with the aim of reaching 16 points for the CAMHS target in 09/10. Work is being finalised on the contract and the establishment of the pooled budget agreement.

Areas of Concern/Issues:

All of the children's block targets are measured annually rather than quarterly. This makes monitoring progress each quarter difficult. It is noted that the data quality audit has highlighted issues across the board. The LAA Block leads will consider a response to those issues and consider whether any risks should be highlighted in the risk register.

Planned Actions to highlight:

To review the bullying indicator as baseline data has recently been established through the TellUs 3 survey.

Safer and Stronger Block Summary – Dean Taylor & Paul Tinnion

Good Performance to highlight:

- **NI 16 Serious Acquisitive Crime:** although overall, still below target, performance has improved over the past quarter in Wycombe which was an area of concern; actions have included: a new communications strategy and working group; additional investment in ANPR (which has been proven to be successful); increased use of Neighbourhood Watch networks to send out rapid messages to our residents through the Community Messaging Scheme

Areas of Concern/Issues:

- We are awaiting the results of the Place Survey and the Third Sector survey before setting Targets for **NI 1, NI 7 and NI 21**
- **NI 8 Adult Participation in Sport:** there is a risk the economic downturn could have a negative effect on the NI 8 target if people have less disposable income and reduce their spend on sport and leisure e.g. gym memberships. To mitigate this, we are developing interventions focusing on low cost accessible activities e.g. walking, cycling, and jogging.
- **NI 115 Substance Misuse by Young People:** the starting point for negotiation with GOSE on targets for the next 2 years is extremely challenging given the activities of the DAAT to raise awareness and achieve high performance
- **NI 49 Number of Primary Fires:** The tolerance settings in Performance Plus were different to the tolerance settings used in BFRS systems. This does not affect the data but does affect the alert symbol and was showing inappropriate performance levels.
- **LI 5 Number of people participating in treatment following arrest referral:** a target will be agreed by the next SSBPB in March 2009.

Planned Actions to highlight:

- **NI 1:** partners to consider a revised proposal for the community mapping research by ICOCO
- **NI 16:** a public awareness campaign will be run in April on a range of SAC initiatives; further investment in preventative initiatives is planned
- **NI 35:** bid made for a Channel Project in Wycombe; action to strengthen links between Thames Valley Police and Schools on PVE

E&E Block Lead Summary – Gill Gowing & Graham Grover

Good Performance to highlight:

NI 163 – Action Plan in place and awareness events in planning

Areas of Concern/Issues:

- NI 155 - Revised target has been proposed to GOSE in light of economic downturn.
- NI 156 - Continued inactivity in the housing market will negatively impact on the three housing indicators within the LAA
- NI 163 - Revised target to be proposed to GOSE to take into account reweighting of population estimates
- NI 171 - Awaiting additional guidance from BERR in setting baseline and subsequent targets
- NI 175 - Revised baseline and target to be proposed once accessibility data reviewed
- NI 198 - None
- NI 185 - Revised target to be proposed
- NI 193 - None
- NI 196 - No change

Planned Actions to highlight:

- NI 163 – To help raise awareness of availability and access to Level 2 and above skills:
 - a. Two Spotlight on Skills events aimed at employers are planned for Year 1 Quarter 4
 - b. A 'FreshStart' event aimed at unemployed planned for Year 1 Quarter 4
- NI 196 - Funding is being sought to maintain the proactive countywide partnership for tackling fly tipping

LAA2 Report - LAA Overview

Owner: Administrator, Model

 [Whole LAA Report](#)

Healthier Communities and Older People										
	Measure Information	Good to be...?	BASELINE	Actual Dec 08	Target Dec 08	Perf.	DoT	Target Y1	Target Y2	Target Y3
LAA.NI121 Mortality rate from all circulatory diseases at ages under 75 per 100,000 pop'n	Data available on an annual basis	Smaller is Better	51.40	?	?	?	?	48.30	45.30	42.50
⊕ LAA.NI131 Delayed transfers of care		Smaller is Better	24.60	?	24.00	?	?	24.00	?	?
LAA.NI134 No. of emergency bed days per head of weighted pop'n		Smaller is Better	0.33	?	0.32	?	?	0.32	0.31	0.30
LAA.NI136 People supported to live independently through social services		Bigger is Better	5,200.00	4,983.00	4,931.00	★	➔	4,961.00	5,080.00	5,200.00
⊕ LAA.LI001 Number of people aged 50+ accessing learning programmes		Bigger is Better	6,715.00	2,535.00	1,000.00	★	➔	7,000.00	1,000.00	7,200.00
⊕ LAA.LI002 Number of carers receiving support from a carers centre		Bigger is Better	6,226.00	6,758.00	6,750.00	★	➔	7,000.00	7,500.00	8,000.00
LAA.LI003 Number of people accessing pre-retirement support		Bigger is Better	93.00	24.00	20.00	★	➔	80.00	85.00	90.00
LAA.LI004 Number of older people receiving bereavement counselling		Bigger is Better	90.00	?	?	?	?	98.00	107.00	120.00
⊕ LAA.LI006 Households receiving heating / insulation improvements		Bigger is Better	1,850.00	335.00	257.50	★	➔	1,030.00	1,133.00	1,246.00

Children and Young People										
	Measure Information	Good to be...?	BASELINE	Actual Dec 08	Target Dec 08	Perf.	DoT	Target Y1	Target Y2	Target Y3
⊕ LAA.NI051 Effectiveness of CAMHS services	Target Owner= Chris Petford (Bucks PCT) Self assessment score	Bigger is Better	?	14.00	10.00	★	➔	10.00	11.00	12.00
LAA.NI056i Obesity among primary school age children in year 6	Target Owner= Lesley Manning (Bucks PCT) This target is on an annual reporting cycle based on school years. Reporting occurs in early September each year. No district analysis is available until the following April	Smaller is Better	13.90	13.90	13.90	★	➔	13.90	13.85	13.80
⊕ LAA.NI069 Children who have experienced bullying	Target Owner= Nigel Cook Baseline to be set in year 1 by 'TellUs survey' with year 2 and 3 targets showing a consecutive 2% reduction from the baseline	Smaller is Better	?	7.00	?	!	?	?	?	?
LAA.NI102i Achievement gap between	Target Owner= Ian Lenham This is an	Smaller is								

FSM pupils and their peers- KS2	annual indicator reported in September of each year	Better	?	?	31.00	?	?	31.00	30.00	29.00
NI102ii Achievement gap between FSM pupils and their peers - KS4	Target Owner= Ian Lenham This is an annual indicator reported in September of each year.	Smaller is Better	?	?	38.00	?	?	38.00	37.00	36.00

Safer and Stronger Communities										
	Measure Information	Good to be...?	BASELINE	Actual Dec 08	Target Dec 08	Perf.	DoT	Target Y1	Target Y2	Target Y3
LAA.NI001 % People who believe people from different backgrounds get on well together	Target owner= Angie Sarchet Collection through the place survey. Year 1 data will be treated is a baseline with Year 2 and 3 data set at the first refresh	Bigger is Better	?	?	?	?	?	?	?	?
⊕ LAA.NI007 Environment for a thriving third sector	Target Owner= Val Lawson Data collected through the 3rd sector survey. First year data will be treated as baseline with targets for year 2 and 3 set at the first refresh.	Bigger is Better	?	?	?	?	?	?	?	?
⊕ LAA.NI008 Adult participation in sport	Target Owner= Lee Mason (Bucks Sport) Data from the 'Active people survey'	Bigger is Better	23.90	?	?	?	?	25.90	26.90	27.90
⊕ LAA.NI016 Reduce serious acquisitive crime rate per 1,000 pop'n	Target Owner- Chief Superintendent Paul Tinnion	Smaller is Better	?	4.27	3.78	▲	■	15.15	14.35	13.61
LAA.NI021 Dealing with local concerns about ASB and crime by the local Council & Police	Target Owner= Chief Superintendent Paul Tinnion... Data will be reported annually through the place survey Year 1 to be baseline with Year 2 and 3 targets set at the first refresh	Bigger is Better	?	?	?	?	?	?	?	?
LAA.NI035 Building resilience to violent extremism	Target Owner= Elaine Jewell (WDC)... Only WDC will be reporting on this indicator for year 1 (08/09)	Bigger is Better	2.00	?	?	?	?	?	?	4.50
⊕ NI049i Number of primary fires per 100,000 population		Smaller is Better	234.90	47.19	52.99	★	■	211.95	202.51	189.38
LAA.NI049ii Number of primary fire fatalities per 100,000 population	Target Owner= Terry Ridgley (Bucks FRS)	Smaller is Better	0.80	?	?	?	?	0.60	0.40	0.40
⊕ LAA.NI049iii Number of non-fatal casualties per 100,000	Target Owner= Terry Ridgley (Bucks FRS)	Smaller is Better	6.60	0.41	0.79	★	■	4.10	3.26	2.64

+	LAA.NI111 Reduce number of first time entrants to YJS aged 10-17	Smaller is Better	613.00	131.00	?	!	?	?	?	?
+	LAA.NI115 Reduce substance misuse by young people	Smaller is Better	?	?	?	?	?	?	?	?
	LAA.LI005 Alcohol arrest referral	Bigger is Better	?	10.00	?	!	?	?	?	?

Economy and Environment										
	Measure Information	Good to be...?	BASELINE	Actual Dec 08	Target Dec 08	Perf.	DoT	Target Y1	Target Y2	Target Y3
+	LAA.NI155 Number of affordable homes delivered (gross)	Bigger is Better	320.00	320.00	?	!	?	539.00	599.00	492.00
+	LAA.NI156 Number of households living in temporary accommodation	Smaller is Better	206.00	205.00	201.00	▲	➔	193.00	175.00	164.00
+	LAA.NI163 % working age population qualified to at least level 2 or higher	Bigger is Better	?	?	74.80	?	?	74.80	75.50	75.60
+	LAA.NI171 New business registration rate	Bigger is Better	?	0.00	0.00	★	➔	0.00	?	?
	LAA.NI175 Access to services and facilities by public transport, walking and cycling	Bigger is Better	82.00	81.70	82.50	●	➔	83.00	84.00	85.00
	LAA.NI185 CO2 Reduction from local authority operations	Bigger is Better	?	0.00	0.00	★	➔	0.00	?	?
+	LAA.NI193 Municipal waste landfilled	Smaller is Better	62.90	59.90	61.00	★	➔	61.00	59.00	58.00
	LAA.NI196 Improved street and environmental cleanliness- flytipping	Smaller is Better	2,702.00	231.00	250.00	★	➔	250.00	?	2,675.00
	NI198 Children travelling to school - mode of travel usually used : LAA.NI198 Children travelling to school- mode of travel usually used	Smaller is Better	33.00	31.00	31.00	★	➔	31.00	30.00	29.99
+	LAA.LI007 Number of clients accessing private rented sector through LA schemes	Bigger is Better	135.00	?	140.00	?	?	190.00	190.00	194.00