

Buckinghamshire **Children and Young People's** Trust



Working together to reach your goals

## CHILD POVERTY IN BUCKINGHAMSHIRE

Cross Cutting Issues for Bucks  
Strategic Partnership

### Ending Child Poverty: Everybody's Business (2008)

- Childhood experience lays the foundations for later life. Growing up in poverty can damage physical, cognitive, social and emotional development, which are all determinants of outcomes in adult life. While some children who grow up in low income households will go on to achieve their full potential, many others will not. Tackling child poverty will help to improve children's lives today, and it will also enhance their life chances: enabling them to make the most of their talents, achieve their full potential in life and pass on the benefits to their own children.

# Targets

## NI116

- The proportion of children who live in families in receipt of out of work benefits.
- The national PSA target to half the number of children in poverty is measured by the number of dependent children who live in households whose equivalised income is below 60% of the contemporary national median.
- The data for national indicator is collected through the annual Family Resources Survey. The sample size is not large enough at local authority level; therefore alternative sources of data for an income based measure will be developed for use from April 2009.
- Until data for an income based local poverty measure is available, the indicator will be based on an interim measure of the proportion of children who live in families where out of work benefits are received. Out of work benefits include: Job Seekers Allowance, Incapacity Benefit Income Support, Pension Credit Children are defined as individuals under the age of 16.
- The count of children is established from child benefit/child tax credit claims, which cover c98% of children.
- The source of data for this interim measure is from administrative records from Department of Work and Pensions.

### Box 2.1: Families with a particularly high risk of poverty

Families with the following characteristics have a higher than average risk of poverty:

- children in workless families, where the risk of poverty remains high, at 58 per cent, which is considerably above the average of 22 per cent;<sup>a</sup>
- children in couple families where one adult works part-time<sup>b</sup> have a 44 per cent risk of poverty;
- more than a third of all ethnic minority families live in poverty;
- children in families with one or more disabled adults face a high risk of poverty at 31 per cent;
- children in families with 4 or more children have a 40 per cent risk of poverty; and
- children who live in Inner London have a high risk of poverty at 35 per cent.

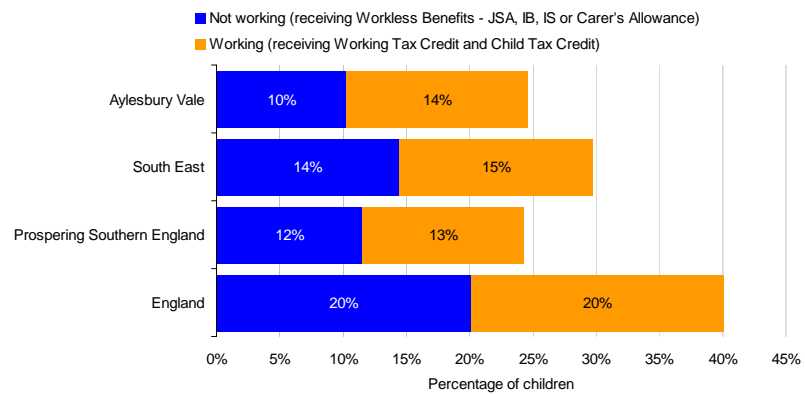
<sup>a</sup> It should be noted that these risk figures are for children in workless families. The Households Below Average Income series report of 2005/06 presents the risk of children in workless households. This latter figure is 60 per cent. The two differ as there are a small number of children whose parent or parents are not working, but others in their household are in work.

<sup>b</sup> Includes the very few cases where both adults work part-time.

Source: *Households Below Average Income 2005-06, Regional data 2003/04-2005/06*

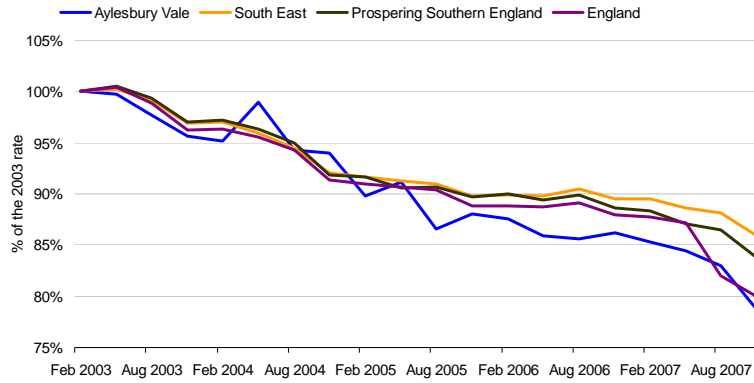
## Aylesbury Vale: Child Poverty Data

## 'Children in Low Income Families' Indicator



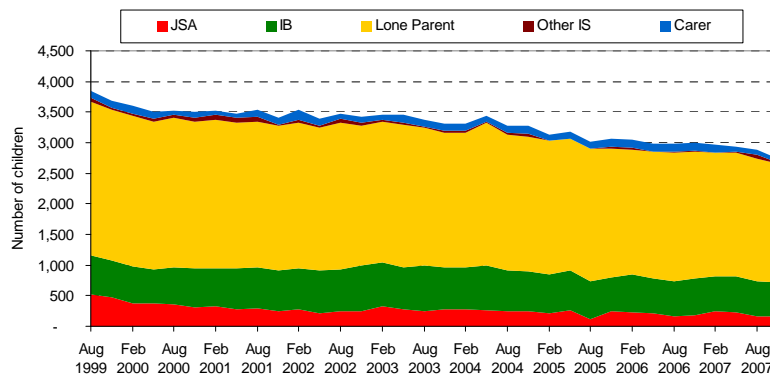
Source: HM Revenue and Customs (latest data - 2006)

## Change since Feb 2003 in % children in workless families



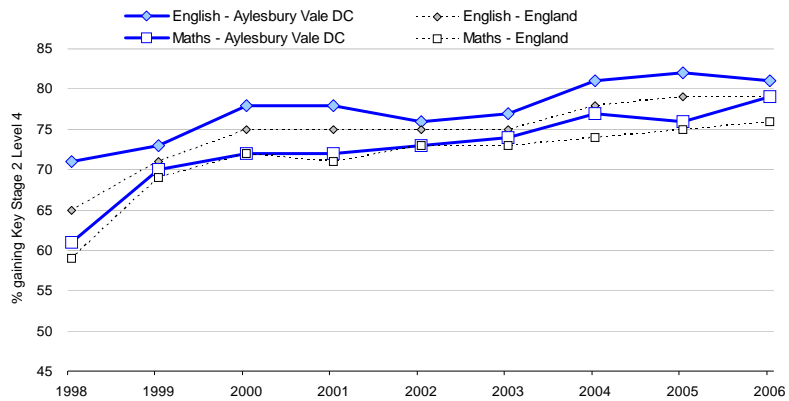
Source: DWP Information Directorate: Work and Pensions Longitudinal Study (latest data - Nov 2007)

## Children of claimants on Workless Benefits



Source: DWP Information Directorate: Work and Pensions Longitudinal Study (latest data - Nov 2007)

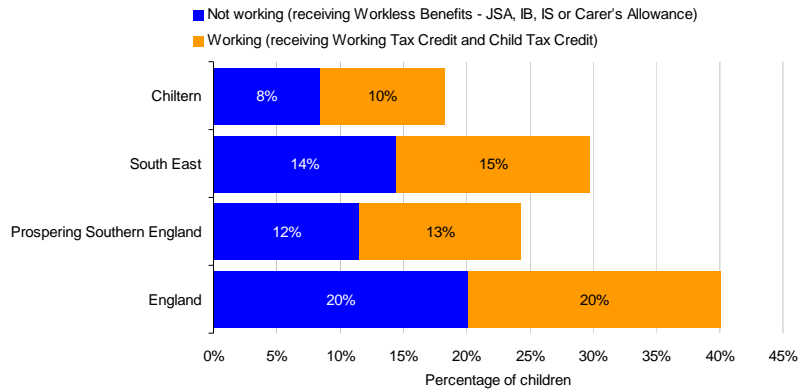
## Key Stage 2 Achievement - English & Mathematics



Source: Department for Children, Schools and Families

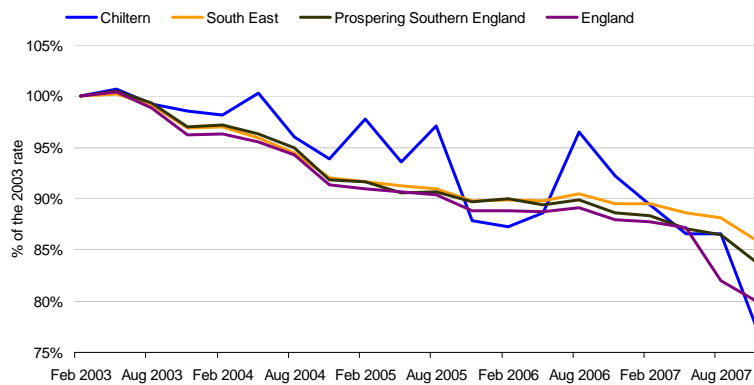
## Chiltern: Child Poverty Data

## 'Children in Low Income Families' Indicator



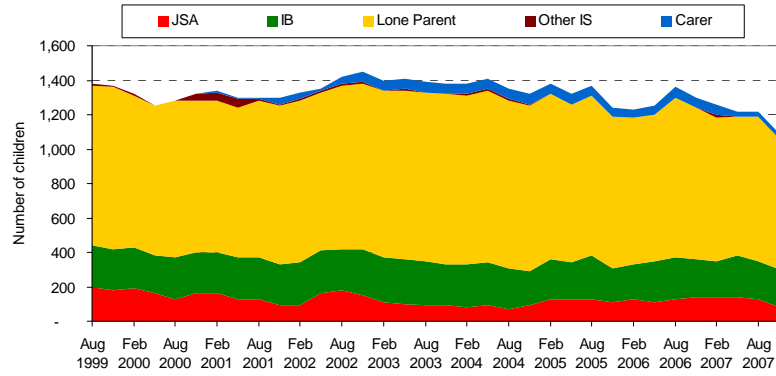
Source: HM Revenue and Customs (latest data - 2006)

## Change since Feb 2003 in % children in workless families



Source: DWP Information Directorate: Work and Pensions Longitudinal Study (latest data - Nov 2007)

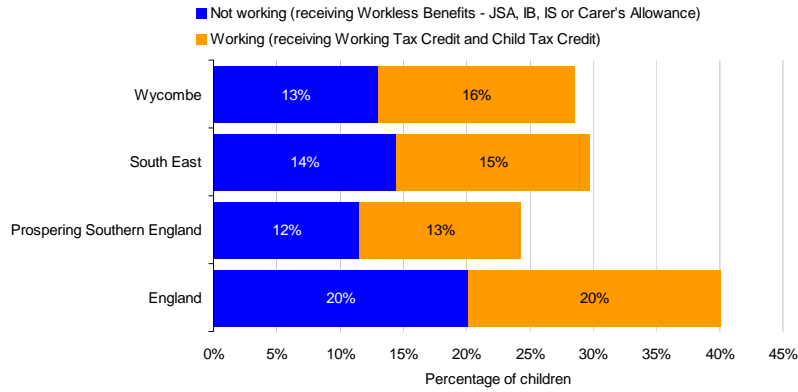
## Children of claimants on Workless Benefits



Source: DWP Information Directorate: Work and Pensions Longitudinal Study (latest data - Nov 2007)

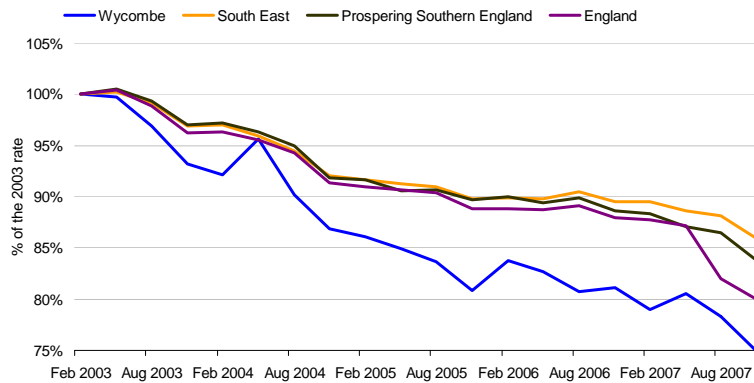
## Wycombe: Child Poverty Data

## 'Children in Low Income Families' Indicator



Source: HM Revenue and Customs (latest data - 2006)

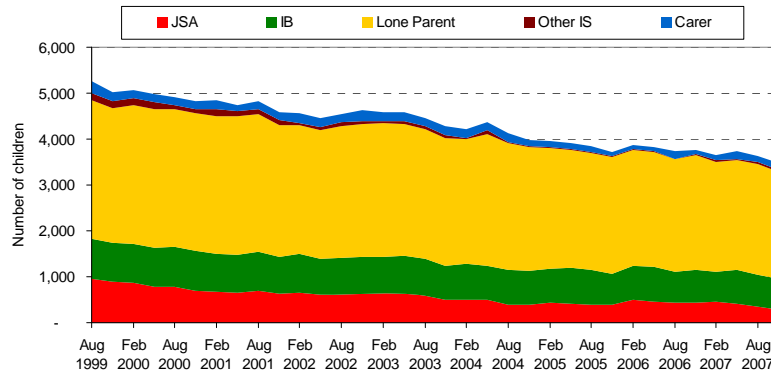
## Change since Feb 2003 in % children in workless families



Source: DWP Information Directorate: Work and Pensions Longitudinal Study (latest data - Nov 2007)

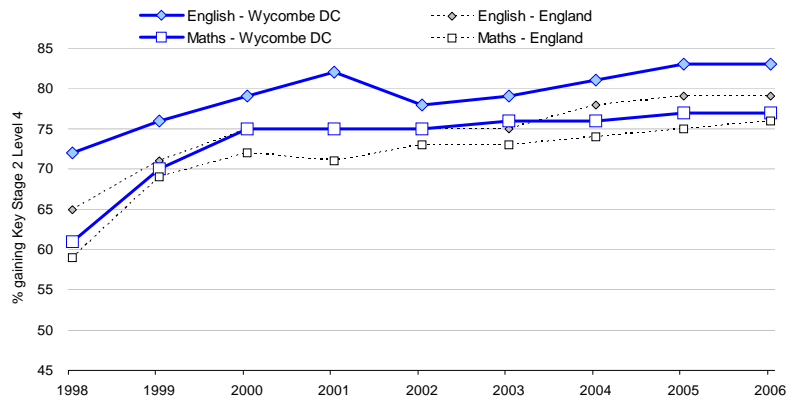


## Children of claimants on Workless Benefits



Source: DWP Information Directorate: Work and Pensions Longitudinal Study (latest data - Nov 2007)

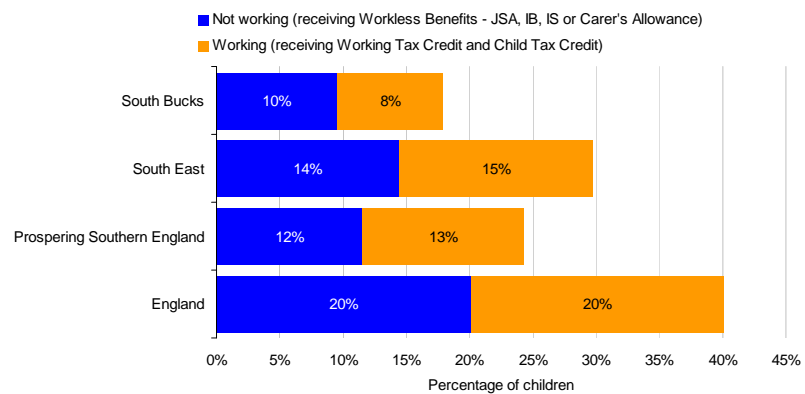
## Key Stage 2 Achievement - English & Mathematics



Source: Department for Children, Schools and Families

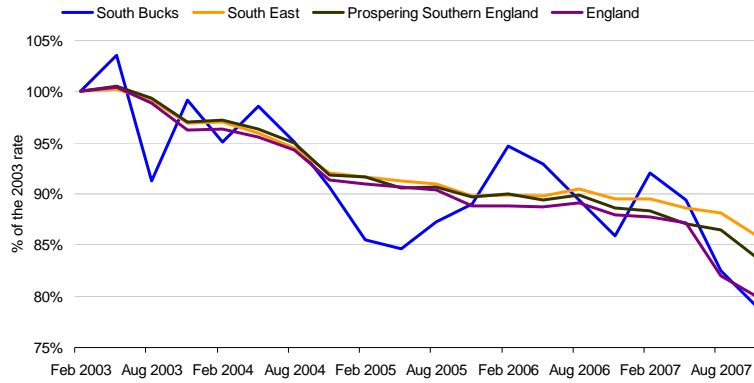
## South Bucks: Child Poverty Data

## 'Children in Low Income Families' Indicator



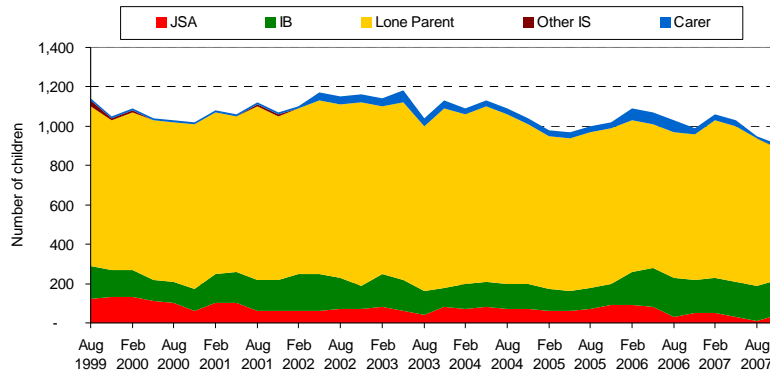
Source: HM Revenue and Customs (latest data - 2006)

## Change since Feb 2003 in % children in workless families



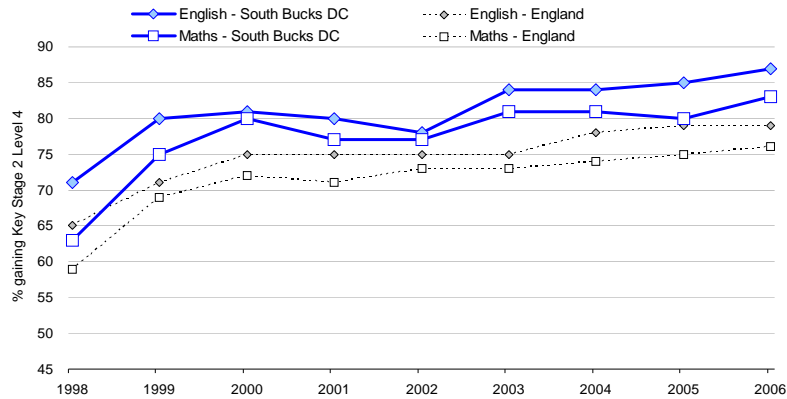
Source: DWP Information Directorate: Work and Pensions Longitudinal Study (latest data - Nov 2007)

## Children of claimants on Workless Benefits



Source: DWP Information Directorate: Work and Pensions Longitudinal Study (latest data - Nov 2007)

## Key Stage 2 Achievement - English & Mathematics



Source: Department for Children, Schools and Families

## Joined Up Actions from BSP

- Strengthen links between:
  - JCP (job seekers),
  - BELP (job opportunities)
  - District Council (benefits/housing)
  - County Council (children, young people)
- Concerted event to eradicate childhood poverty



## Benefits

- Tackles a range of key issues
  - Inequalities
    - Education
    - Health
    - Social Care
    - Crime
    - Community cohesion