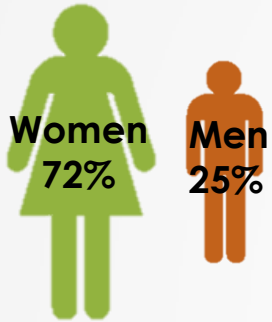


HEALTH AND SOCIAL CARE  
IN BUCKINGHAMSHIRE:

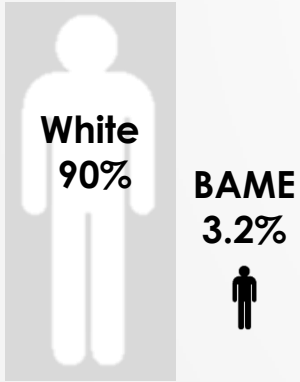
PHASE 1 ONLINE SURVEY

DEMOGRAPHICS

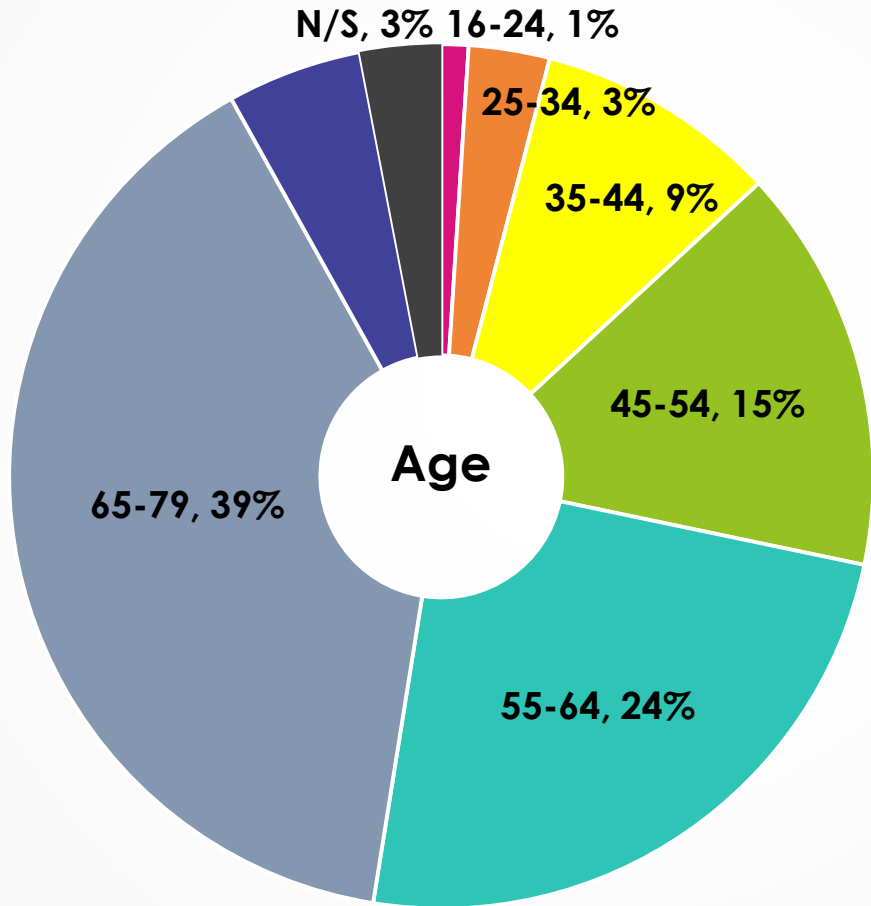
RESPONDENT DEMOGRAPHICS: OLDER, WHITE, WOMEN



0.11% non-binary  
0.14% transgender



BAME: 1.88% Asian, 0.46% Black, 0.60% Mixed race, 0.28% Other  
6% ethnicity not stated



Average age 61 years

RELATIONSHIP STATUS & SEXUAL ORIENTATION:

- 69% were part of a couple, 14% single, 2% divorced/separated, 8% widowed, 6% Not stated
- 84% heterosexual, 2% bisexual, 1% lesbian/gay, 1% self-describe, 13% declined to answer



54% religious belief:  
52% Christian, 2% Other faiths  
21% no religious belief.  
23% declined to answer



Areas: 29% Aylesbury Vale,  
27% Wycombe, 19% Chiltern,  
15% South Bucks. 10% unassigned.