











# Election results for Aston Clinton and Stoke Mandeville

District Election - Thursday 7th May 2015

- **Status:** Published











## Aston Clinton and Stoke Mandeville - results

Election Candidate	Party	Votes	%	
 Michael Henry Collins	Conservative	2701	17%	<b>Elected</b>
 William John Yendell Chapple	Conservative	2664	17%	<b>Elected</b>
 Carole Maureen Paternoster	Conservative	2591	17%	<b>Elected</b>
 Philip Graham Luke Yerby	UKIP	1853	12%	Not elected
 Geoffrey Arthur Baile	UKIP	1532	10%	Not elected
 Lesley Patricia Baile	UKIP	1429	9%	Not elected
 Martin Ian Abel	Labour	770	5%	Not elected
 Neil Stuart	Liberal Democrat	766	5%	Not elected
 Huseyin Caglayan	Green Party	710	5%	Not elected
 Cameron Kaye	Green Party	604	4%	Not elected

## Voting Summary

Details	Number
Seats	3
Total votes	15620
Electorate	7662
Number of ballot papers issued	5843
Number of ballot papers rejected	46
Turnout	76%

## Share of the votes (%)

Michael Henry Collins	 17%	Elected
William John Yendell Chapple	 17%	Elected
Carole Maureen Paternoster	 17%	Elected
Philip Graham Luke Yerby	 12%	Not elected
Geoffrey Arthur Baile	 10%	Not elected
Lesley Patricia Baile	 9%	Not elected
Martin Ian Abel	 5%	Not elected
Neil Stuart	 5%	Not elected
Huseyin Caglayan	 5%	Not elected
Cameron Kaye	 4%	Not elected

## Rejected ballot papers

Description	Number
Being unmarked or wholly void for uncertainty	42
Rejected in part	1
Voting for more Candidates than voter was entitled to	3
Total rejected	46