

# Election results for Aylesbury North West

Buckinghamshire County Council - Thursday 4th May 2017






## Aylesbury North West - results

| Election Candidate  | Party            | Votes% |     |                |
|---|------------------|--------|-----|----------------|
|  Martin Paul Farrow  | Liberal Democrat | 658    | 30% | <b>Elected</b> |
|  Graham Moore        | Conservative     | 542    | 25% | Not elected    |
|  John Anthony Cowell | Labour           | 501    | 23% | Not elected    |
|  Andy Huxley         | UKIP             | 436    | 20% | Not elected    |
|  Huseyin Caglayan    | Green            | 72     | 3%  | Not elected    |

## Voting Summary

| Details                          | Number |
|----------------------------------|--------|
| Seats                            | 1      |
| Total votes                      | 2209   |
| Electorate                       | 8771   |
| Number of ballot papers issued   | 2215   |
| Number of ballot papers rejected | 6      |
| Turnout                          | 25%    |

## Share of the votes (%)

|                     |   |             |
|---------------------|---|-------------|
| Martin Paul Farrow  |  30% | Elected     |
| Graham Moore        |  25% | Not elected |
| John Anthony Cowell |  23% | Not elected |
| Andy Huxley         |  20% | Not elected |
| Huseyin Caglayan    |  3%  | Not elected |

## Rejected ballot papers

| Description   | Number |
|---|--------|
| Being unmarked or wholly void for uncertainty         | 1      |
| Voting for more Candidates than voter was entitled to | 5      |
| Total rejected  | 6      |